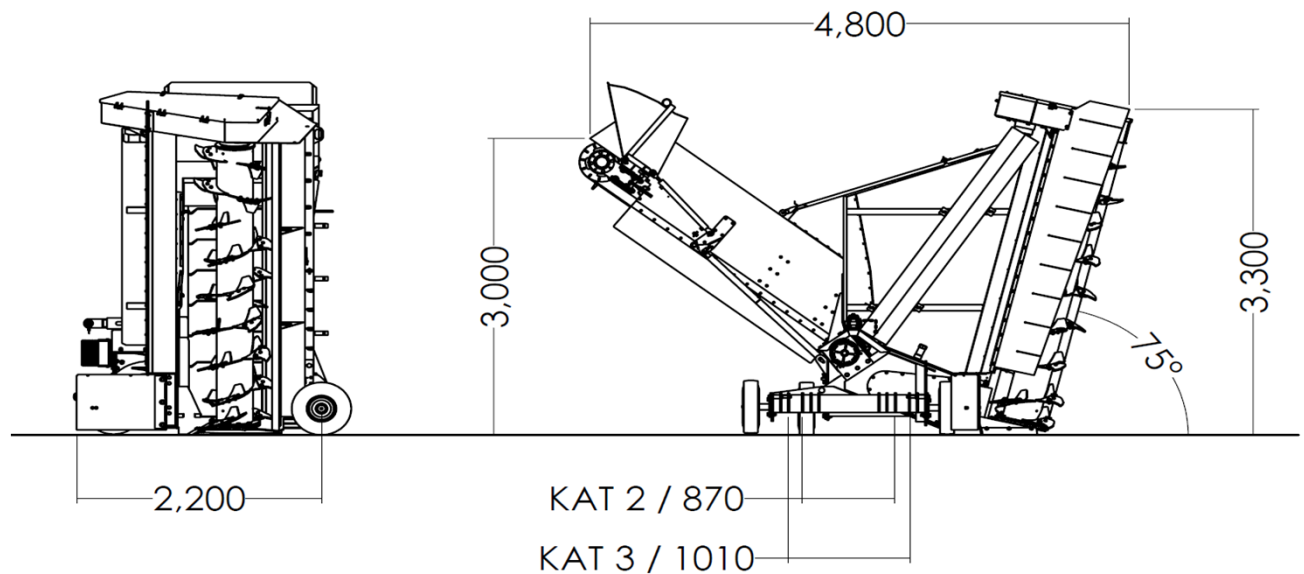


Compost Turner | Series | TBU 3P



Transport Dimension	l/w/h	4850/2450/3300
Hitch		
rotation speed of PTO	rpm	1000
Mount in 3-point linkage	Category	II + III
Hydraulicconnection		
Conveyor up / down, Discharge Flap up / down		1x double action actions with manuel valve changeable
Carriage		4 fixed wheels optional: lag steering of the 2 rear wheels
Total Weight	kg	3200
Millingrotor		
Rotor	kg	approx. 400
Weight equipped	mm	2900
Width	mm	800
Diameter	rpm	330
Knives / Millingbit	pieces	26 / 2
maximum Millingdepth	mm	up to 500; dependet on tractor performance and material
Austragsband (Gummiband)		
Dropping height	mm	3000
Width	mm	1000
Rotation Speed at 1000 rpm PTO	m/s	6,6
Traktor Mindestanforderungen		
Performance	kW/PS	from 96 / 130
	kW/PS	up to 220 / 300
Speed	km/h	from 0,5

Compost Turner | Series | TBU 3P

Throughput

Compost	m ³ /h	bis zu 1200
---------	-------------------	-------------

Configuration

"Walterscheid" Powertrain "Powerdrive"	●
selectable Connection profile (s. page 3)	●
Maintenance flap	●
Special Paint	◦
Lap Steering	◦



	W°PN	722-70-008
parts that should be ordered together with the lap steering		
screw	2x	023-02-115
washer	4x	660-21-253
screw nut	6x	026-01-009
screw	4x	023-04-046
washer	8x	104-01-007

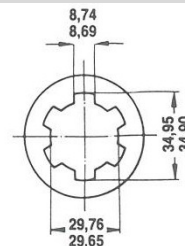
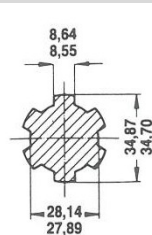
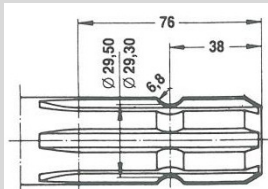
- series
- option

selectable Connection profile

Willibald PN

rude

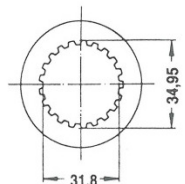
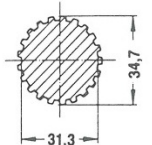
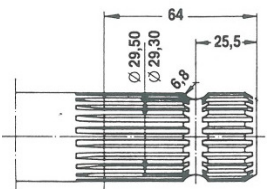
1 3/8"
6-teilig



125-04-140

fine

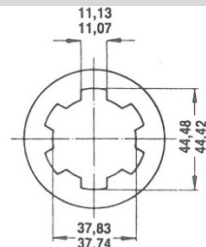
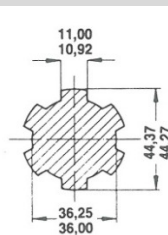
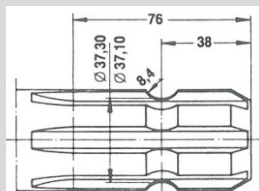
1 3/8"
21-teilig



125-04-142

rude

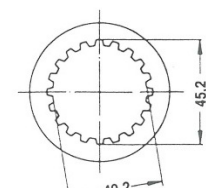
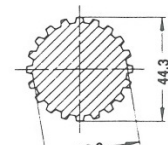
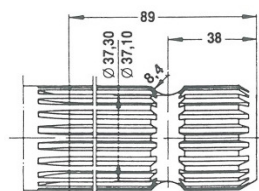
1 3/4"
6-teilig



125-04-144

fine

1 3/4"
20-teilig



125-04-146